



District Report Card: 2017


State: Chhattisgarh	District: Dhamtari
Class: 8	Subject: Language
Schools: 51	Students: 1290


Participation/Coverage


Students

<div>GENDER</div> <div></div>	Boys		Girls	
	Number	%	Number	%
	650	50.39	640	49.61

<div>AREA</div> <div></div>	Rural		Urban	
	Number	%	Number	%
	1188	92.09	102	7.91

<div>CATEGORY</div> <div></div>	SC		ST		OBC		GEN	
	Number	%	Number	%	Number	%	Number	%
	133	10.31	391	30.31	757	58.68	9	0.70

<div>CWSN</div> <div></div>	LD	VI	HI	S&LD	ID	Oth
	3	1	0	0	2	3

<div>Management</div> <div></div>	Government		Government-aided	
	Number	%	Number	%
	1290	100.00	0	0.00

Average Performance of Students in Language (%)

Overall	Gender		Area		Management		Social Group			
	Male	Female	Rural	Urban	Govt.	Aided	SC	ST	OBC	GEN
51.83	50.68	53.00	51.94	50.59	51.83	0.00	51.28	52.53	51.62	47.41

Performance on Learning Outcomes (LOs)

Learning Outcomes	Description	Average Performance(%)
L813	Read textual/non-textual materials with comprehension and identifies the details, characters, main idea and sequence of ideas and events while reading	51.83

Range of Performance of Students who Answered Correctly							
Below 30%		30% - 50%		50% - 75%		Above 75%	
Number	%	Number	%	Number	%	Number	%
223	17.29	357	27.67	527	40.85	183	14.19

Lowest Performing Learning Outcomes (LOs)

1 - Read textual/non-textual materials with comprehension and identifies the details, characters, main idea and sequence of ideas and events while reading (51.83)